


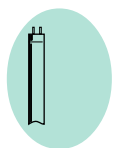
RÉACTEURS POUR LAMPES FLUORESCENTES À CATHODES PRÉCHAUFFÉS, 230 V, 50 HZ, CLASSE I, À INCORPORER, CLASSE I, BORNES À VIS

SUR COMMANDE BORNES À INSERTION

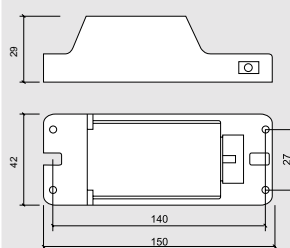
| ARTICLE | PUISSANCE (W) | COURANT (A) | EEI | TEMP. $\Delta t / \Delta t$ an. | SCHÉMA PAG. 196 | Kg | COND. $\mu F \pm 10\%$ | | ATTACHE LAMPES | PIECES | CODE | CODE EAN |
|---------|------------------|-------------|-------|---------------------------------|-----------------|----------|------------------------|-------------|----------------|--------|--------|---------------|
| | | | | | | | parallèle 250 V | série 400 V | | | | |
| F14 | 14 | 0,395 | - | 65/115 | 1 - 2 | 0,6 | 4,5 | | G13 | 20 | S53301 | 8009991533018 |
| F15 | 15 • | 0,310 | C | 60/90 | 1 - 2 | 0,6 | 4,5 | | G13 | 20 | S53303 | 8009991533032 |
| F20 | 1x18 • | 0,365 | C | 65/100 | 1 - 2 - 3 | 4,5 | 4,5 | G13 | G13 | 20 | S53305 | 8009991533056 |
| | 1x18 • | 0,370 | | | 6 | 2G11 | | | | | | |
| | 1x20 • | 0,370 | | | 1 - 2 - 3 | 2,7 | | | | | | |
| | 1x24 | 0,345 | 6 | | 2G11 | | | | | | | |
| | 1x26 | 0,315 | B2 | | 8 | G24d3 | | | | | | |
| 1x28 | 0,325 | | 5 - 6 | 3,5 | GR8•GR10q | | | | | | | |
| F25 | 1x25 | 0,290 | - | 65/110 | 1 - 2 | 0,6 | 4,5 | 3 | G13 | 20 | S53307 | 8009991533070 |
| F30 | 1x30 • | 0,360 | B2 | 50/120 | 1 - 2 - 3 | 4,5 | 4,5 | G13 | G13 | 20 | S53309 | 8009991533094 |
| | 2x15 • | 0,330 | | | 4 | 3 | | | | | | |
| 1x32 | 0,420 | 1 - 2 - 3 | | | 5 | 3,6 G10q | | | | | | |
| F32 | 1x32 • | 0,450 | - | 65/145 | 1 - 2 - 3 | 0,6 | 5 | 3,6 | G10q | 20 | S53311 | 8009991533117 |
| F40 | 1x36 • | 0,430 | C | 65/155 | 6 | 0,6 | 4,5 | 2G11 | G13 | 20 | S53313 | 8009991533131 |
| | 1x36 • | 0,430 | | | 1 - 2 - 3 | | | G13 | | | | |
| | 1x38 | 0,430 | | | 1 - 2 | | | G13 | | | | |
| | 1x40 • | 0,450 | | | 1 - 2 | | | 3,4 | | | | |
| | 2x20 | 0,370 | | | 4 | | | G13 | | | | |
| 2x18 | 0,370 | 4 | G13 | | | | | | | | | |
| 2x18 | 0,370 | 7 | 2G11 | | | | | | | | | |
| F65 | 1x58 • 1x65 • | 0,670 | C | 65/155 | 1 - 2 - 3 | 1,06 | 7 | 5,3 | G13 | 20 | S53315 | 8009991533155 |
| F20/127 | 1x18 • | 0,430 | - | 55/160 | 1 - 2 - 3 | 0,340 | 12 | 2,7 | G13 | 20 | S53321 | 8009991533216 |
| | 1x20 • | | | | | | | | | | | |
| F40/127 | 1x36 • | 0,430 | - | 55/160 | 1 - 2 - 3 | 0,840 | 12 | 3,4 | G13 | 20 | S53323 | 8009991533230 |
| | 1x40 • | | | | 1 - 2 | | | | | | | |



Dimensions (mm).



Da F14 a F40



F 65

